





Purpose

This document provides you with key information about this investment product. It is not marketing material. The information is required by law to help you understand the nature, risks, costs, potential gains and losses of this product and to help you compare it with other products.

Product :	Symphonia Lux Sicav Artificial Intelligence Classe R DIS - LU0247031429
Management Company :	Symphonia Lux Sicav
Competent Authority :	This sub-fund is authorized in Luxembourg and regulated by the Commission de Surveillance du Secteur Financier (CSSF).
Date of Production of the KID :	01/03/2025

This product is managed by Symphonia Società di Gestione del Risparmio SpA, which is authorised in Italy and supervised by the Commissione Nazionale per le Società e la Borsa (CONSOB).
Waystone Management Company (Lux) S.A. is authorised in Luxembourg and regulated by the Commission de Surveillance du Secteur Financier (CSSF).

For more information call the number : +39 02 777071  Website : <https://www.symphonia.it> 



What is this product?

Type : Equity Fund. This is an investment fund established as a Company With Variable Capital (SICAV).

Objectives : The sub-fund's objective is to provide long-term capital appreciation.

Investment policies: This sub-fund invests directly or indirectly at least 80% of the sub-fund's net assets in equity and equity-related securities issued by companies located throughout the world with a focus on the evolution of artificial intelligence, quantum computing, machine learning, robotics and all related technologies. Indirect exposure is obtained by investing in financial derivative instruments on equity and equity-related securities and / or equity indices.

The sub-fund may also invest (on an ancillary basis) in preference shares, debt securities convertible into common shares, warrants and other equity linked instruments issued by any corporations engaged in infrastructure related business.

The sub-fund may also invest:

- up to 20% of its net assets in debt securities and money market instruments issued by governments, supranational institutions or government entities of developed countries and / or corporations having their head office in a developed country.

- up to 5% of its net assets in not rated securities

- up to 10% of its net assets in cash

- up to 10% of its net assets in units of UCITS and/or of other UCIs

- up to 20% of its net assets in equities and equity-related securities issued by companies having their head office and / or carrying out the majority of their economic activities in an emerging country.

The sub-fund may invest in financial derivative instruments such for example futures and options for hedging and efficient portfolio management purpose.

The sub-fund will aim at maintaining a leverage lower than 200%, calculated on the total of all derivative instruments' notional amounts.

The sub-fund may also invest in derivatives such as forward currency contracts for hedging purpose.

The sub-fund may invest up to 10% of its net assets into SPACs.

The sub-fund promotes environmental and social characteristics, but does not have as its objective a sustainable investment.

Benchmark: The sub-fund is managed actively without reference to any benchmark.

Redemption and Dealing: The Net Asset Value (NAV) of the sub-fund is calculated on daily basis. Redemption requests may be made in writing on each NAV valuation before 13:00h CET (dealing cut off time).

For significant redemptions, more than 5% of total assets, a non- standard procedure may be applied.

Distribution Policy: This Share Class pays dividends. Income generated is distributed on an annual basis.

Launch date: The sub-fund was launched on 15/03/2006.

Sub-fund Currency The reference currency of the sub-fund is EUR.

Switching between Funds: Shareholders may switch all or part of their holdings into shares of another sub-fund provided they meet the minimum holding requirements of the destination sub-fund. Switching orders must be provided in writing. Full details of the switching process are given in the prospectus.

Maturity : The Fund is established without limits of duration

Intended retail investor : This product is intended for investors who plan to stay invested for at least 5 years and are prepared to take on a medium-high level of risk of loss to their original capital in order to get a higher potential return. It is designed to form part of a portfolio of investments.



What are the risks and what could I get in return?

Risk indicator



The synthetic risk indicator assumes that the product is held for 5 years and is an indicative indication of the level of risk of this product compared to other products. It expresses the probability that the product will suffer monetary losses due to movements in the market or due to our inability to pay you what is due. We ranked this product at level 5 out of 7, which corresponds to a medium-high risk class. This means that potential losses due to the future performance of the product are ranked in the medium-high level and that poor market conditions will likely affect the ability to pay you what is due. This product does not include any protection from future market performance, so you may lose all or part of your investment. If we are unable to pay you what is due, you may lose your entire investment.

Performance scenarios

Investment : € 10.000

Scenarios		1 year	5 years *
Minimum	There is no minimum guaranteed return		
Stress scenario	What you might get back after costs	€ 2.320	€ 2.080
	Average return each year	-76,8%	-26,9%
Unfavourable scenario	What you might get back after costs	€ 6.590	€ 5.940
	Average return each year	-34,1%	-9,9%
Moderate scenario	What you might get back after costs	€ 9.870	€ 10.910
	Average return each year	-1,3%	1,8%
Favourable scenario	What you might get back after costs	€ 14.190	€ 14.280
	Average return each year	41,9%	7,4%

* Recommended holding period

The possible payout will depend on future market performance, which is uncertain and cannot be predicted accurately. The unfavorable scenario, moderate scenario, and favorable scenario shown are illustrations based on the worst performance, average performance, and best performance of the product and possibly an eligible benchmark over the past 10 years. In the future, markets could perform very differently. The stress scenario shows what the amount repaid might be under extreme market circumstances. The adverse scenario occurred for an investment between 30/03/15 and 30/03/20. The median scenario occurred for an investment between 30/06/18 and 30/06/23. The favorable scenario occurred for an investment between 30/08/19 and 30/08/24. The figures reported include all costs of the product as such but may not include all costs you paid to the consultant or distributor. The figures do not take into account your personal tax situation, which may also affect the reimbursement amount.

What happens if Symphonia Lux Sicav is unable to pay out?

If we are not able to pay you out what we owe you, you are not covered by any national compensation scheme. To protect you, the assets are held with a separate company, a depository. Should we default, the depository would liquidate the investments and distribute the proceeds to the investors. In the worst case, however, you could lose your entire investment.

What are the costs?

The expenses incurred are used to cover the Fund's operating expenses including the costs of marketing and distribution of the Fund. These expenses reduce the potential return on investment. The tables show the amounts taken out of the investment to cover different types of costs. These amounts depend on the size of the investment, the length of time the product is held, and the performance of the product. The amounts are shown here for illustrative purposes and are based on an example investment amount and several possible investment periods. The following was assumed: In the first year recovery of the invested amount (0 % annual return). For the other holding periods, the product was assumed to have the performance indicated in the moderate scenario; EUR 10 000 of investment. In some cases, it is possible that the amounts due may be lower: the investor is advised to contact his or her financial advisor or distributor in order to verify the actual amount.

Costs over time

Investment : € 10.000

	If you cash in after 1 year	If you cash in after 5 years
Total costs	€ 823	€ 2.681
Impact on return (RIY) per year	8,2%	4,6% each year

Composition of costs

One-off cost upon entry or exit		If you redeem after one year.
Entry costs	Maximum 4% of the amount you pay in when entering this investment. The entry fees indicated correspond to the maximum percentage that can be charged.	€ 400
Exit costs	1% of your investment. The exit fees indicated correspond to the maximum percentage that can be charged.	€ 100
Ongoing costs		
Management fees and other administrative or operating cost	2.42% of the value of your investment per year. This is the impact of the costs we retain each year to manage your investments.	€ 242
Transaction costs	0.129% of the value of your investment per year. This is an estimate of the costs incurred when we buy and sell the underlying investments for the product. The actual amount will vary depending on how much we buy and sell.	€ 13
Incidental costs taken under specific conditions		
Performance fees	30% of the positive difference between the Net Asset Value and the High Water Mark ("HWM").	€ 89

How long should I hold it and can take money out early?

Recommended holding period : 5 years

You can redeem your investment without penalty at any time during this period, or hold the investment longer. Redemption requests may be made in writing on each NAV valuation before 13:00h CET (dealing cut off time). The price for the day, reflecting the actual value of the fund can be found online on our website www.symphonia.it. For further information on the methods and terms for redemption, please refer to the Prospectus of the Fund available on the website www.symphonia.it



How can I complain?

You can send your complaint to the fund's management company as outlined at <https://www.waystone.com/wp-content/uploads/2021/07/Waystone-Management-Company-Lux-S.A-Complaints-Handling-Policy-2021-07-29.pdf> or under following postal address 19, rue de Bitbourg, L-1273 Luxembourg or by e-mail to complaintsLUX@waystone.com. If you have a complaint about the person that advised you about this product, or who sold it to you, they will tell you where to complain.



Other relevant information

Cost, performance and risk: The cost, performance and risk calculations included in this key information document follow the methodology prescribed by EU rules.

Performance scenarios: You can find previous performance scenarios updated on a monthly basis at <https://www.waystone.com/our-funds/waystone-management-company-lux-s-a/>.

Past performance: You can download the past performance from our website at <https://www.waystone.com/our-funds/waystone-management-company-lux-s-a/>.

Additional information: This document is available in English and is free of charge. It describes one of the sub-funds of SYMPHONIA LUX SICAV. SYMPHONIA LUX SICAV is an umbrella fund. The assets and the liabilities of each sub-fund are segregated by law.

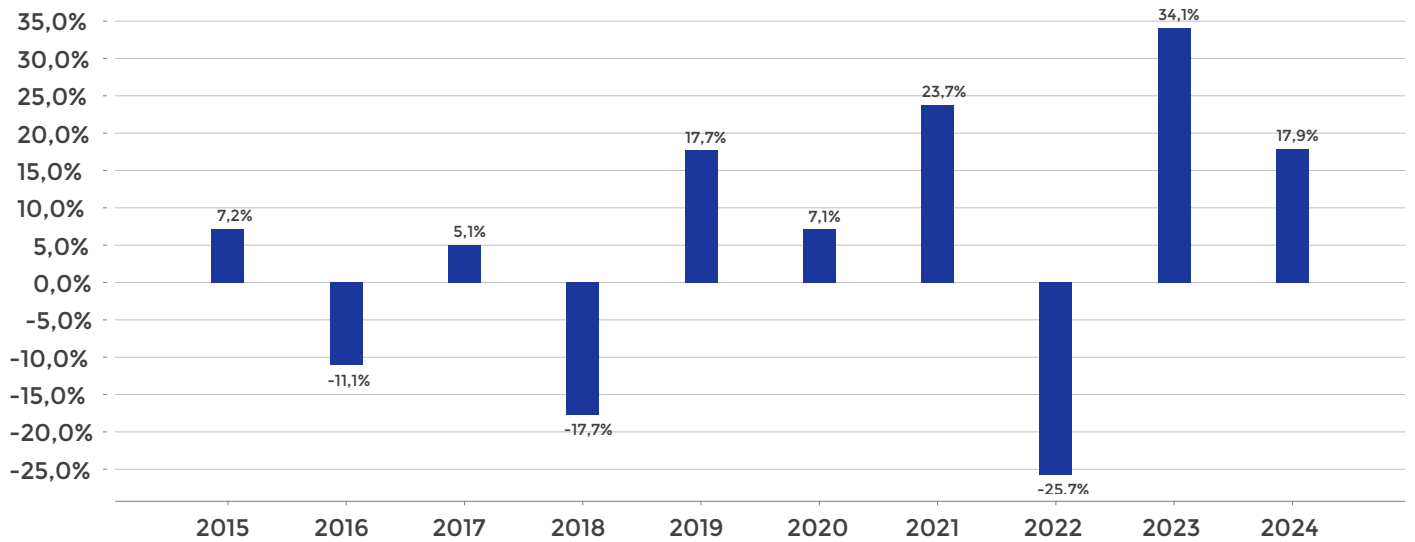
The details of the up-to-date remuneration policy of the Management Company, including, but not limited to, a description of how remuneration and benefits are calculated, the identity of the persons responsible for awarding the remuneration and benefits, including the composition of the remuneration committee, are available on www.waystone.com/waystone-policies/, a paper copy will be made available free of charge upon request. The fund depositary is BNP Paribas S.A. Luxembourg Branch. Further information about the fund, the prospectus and latest annual report and semi-annual report is available in English and in Italian. These documents are prepared for SYMPHONIA LUX SICAV and include all the sub-funds. They are available free of charge from the depositary and on line at www.waystone.com/our-funds/waystone-management-company-lux-s-a/. The price for the day, reflecting the actual value of the fund, is set each day at noon, and published on our website www.symphonia.it.

 Past performance

Symphonia Lux Sicav Artificial Intelligence Classe R DIS -

Product : LU0247031429

Management Company :Symphonia Lux Sicav



■ Symphonia Lux Sicav Artificial Intelligence Classe R DIS

Past performance is not a reliable indicator of future performance. In the future, markets may perform very differently. Past performance can help to assess how the fund was previously managed and to compare it with the benchmark. This chart shows the fund's performance in terms of annual percentage loss or gain over the past 2 years compared to its benchmark. Performance is shown net of ongoing charges. Entry and exit fees are excluded from the calculation.